

## How to Add Your Own Music to TikTok Videos (2 Simple Ways)



TikTok has a variety of songs and sounds listed in its database. This makes TikTok stand out from the rest of the other social media platform. In TikTok, you can record a video of yourself or others and then add music and sound to it. However, the music and sound can only be added from the TikTok playlist. Therefore, you could not add any of your own music or sound from your own playlist on your phone. However, there are ways how to go about this. Here we are going to show two simple ways how you can easily add your own music or sound for your TikTok videos and post.

### **WHY ADD YOUR OWN MUSIC OR SOUND?**

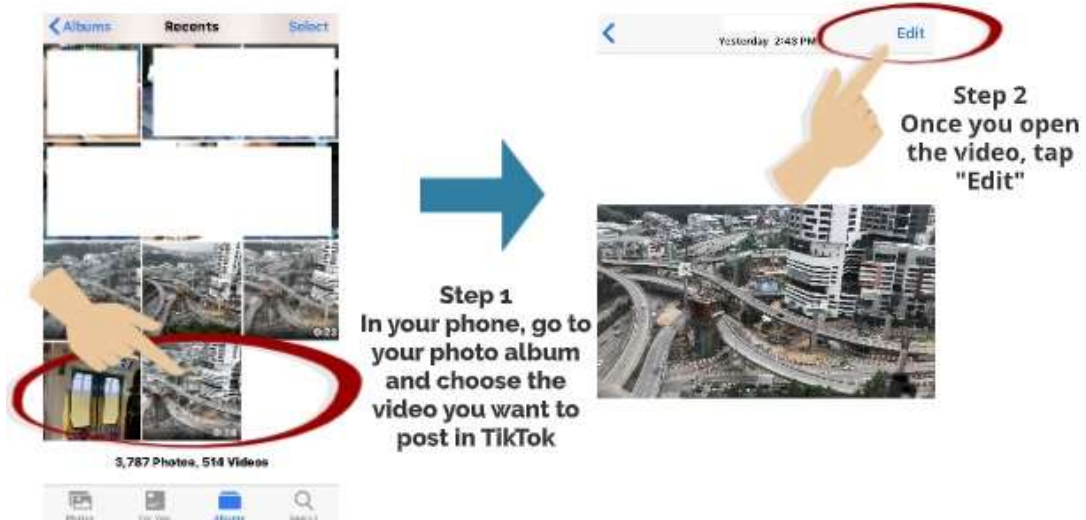
There are many reasons why you should add your own music or sound to your TikTok videos. Here are some of the top reasons:-

1. **SELECTION OF MUSIC / SOUND NOT FOUND IN TIKTOK PLAYLIST** – Even though TikTok has a variety of songs and sounds, most of it are very mainstream. Sometimes, you want to add songs that are not there in TikTok but using your own music collection.
2. **TO ADD YOUR OWN COMPOSED MUSIC / SOUND** – If you like to compose a song or your own sounds, TikTok can be one of the suitable platforms for you to showcase your talent. By using your own music and share it with others, you can get discovered by people around the world
3. **ADDING SPECIAL SOUND EFFECT** – If you one of those TikTok users who like to create videos with sound effects, adding your own sounds effect can enhance your video and give it more advantage compared to other videos posted by TikTok users.

So, if you want to learn how to add your own music or sound, here are the steps.

## HOW TO ADD YOUR OWN MUSIC TO TIKTOK USING iMOVIE / VIDEO EDITING APP

### How to Add Your Own Music to TikTok Videos - Use iMovie / Video Editing App



#### Step 1

In your phone, go to your photo album and choose the video you want to post in TikTok

#### Step 2

Once you open the video, tap "Edit"

### How to Add Your Own Music to TikTok Videos - Use iMovie / Video Editing App



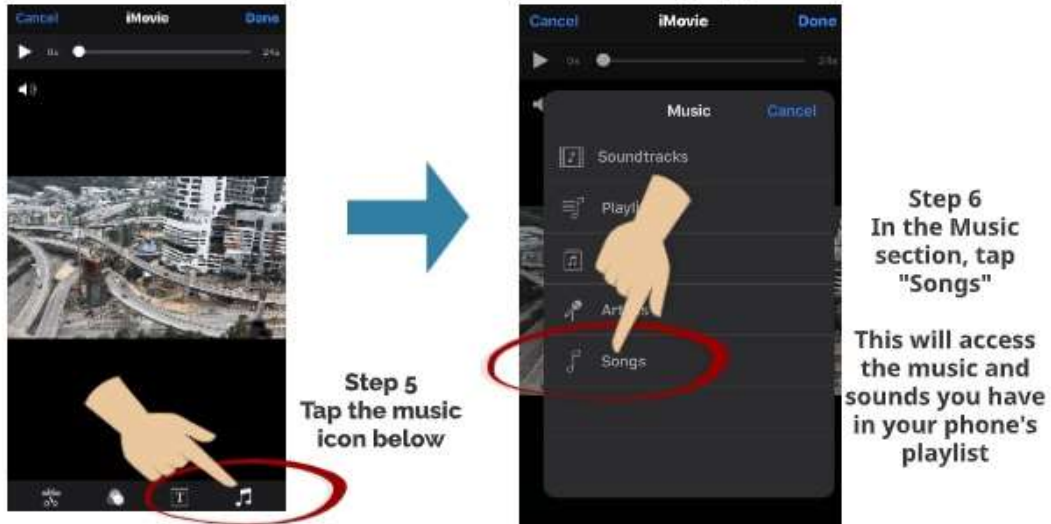
#### Step 3

Tap at the three-dot above to open more editing options

**Step 4**

Tap "iMovie" to edit the video

**How to Add Your Own Music to TikTok Videos -  
Use iMovie / Video Editing App**



**Step 5**

Tap the music icon below

**Step 6**

In the Music section, tap "Songs"

This will access the music and sounds you have in your phone's playlist

**How to Add Your Own Music to TikTok Videos -  
Use iMovie / Video Editing App**



**Step 7**

In the Songs section, choose your music to be inserted into the video

**Step 8**

You can further edit the music by using the editing function here

Once finalized, tap “Done” above the screen

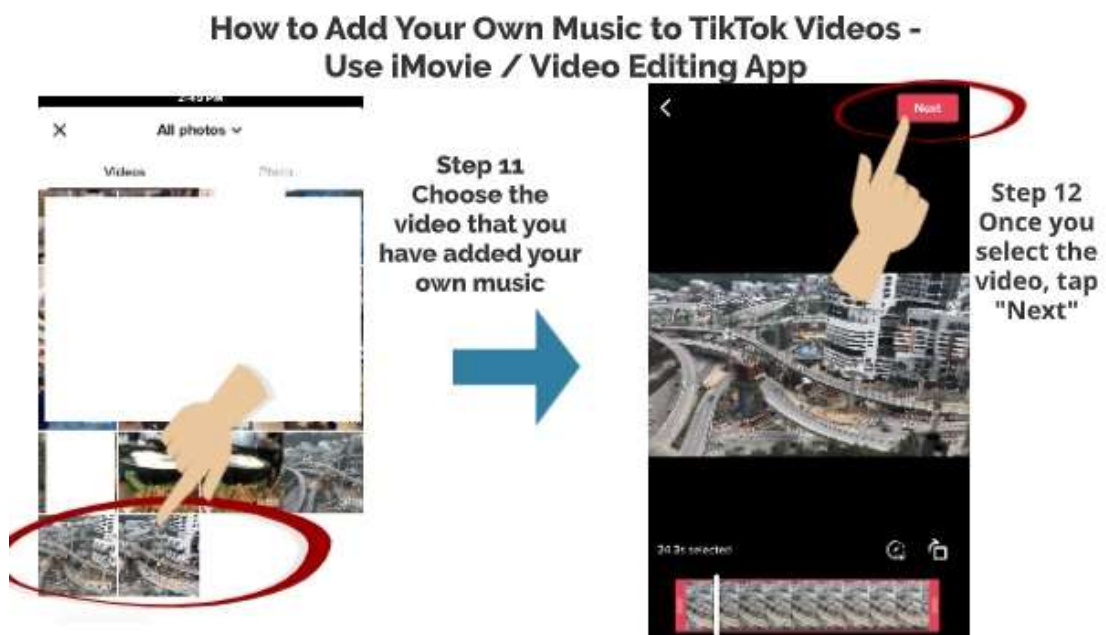


**Step 9**

Once you have done inserted the sound to the video, open your TikTok app

**Step 10**

Open your photo gallery by tapping the “Upload” icon below

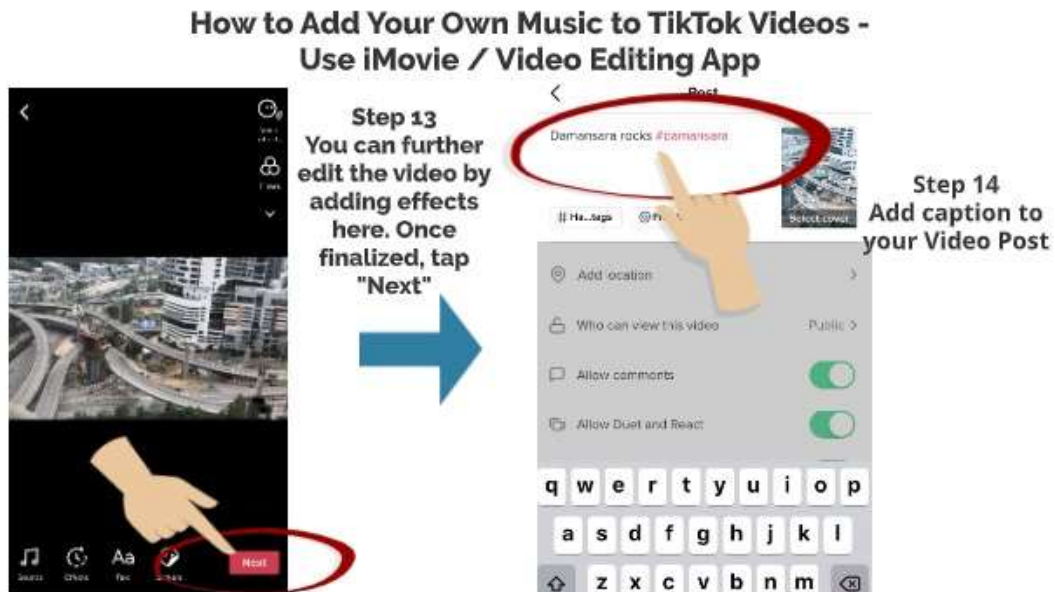


**Step 11**

Choose the video that you have added your own music

## Step 12

Once you select the video, tap "Next"

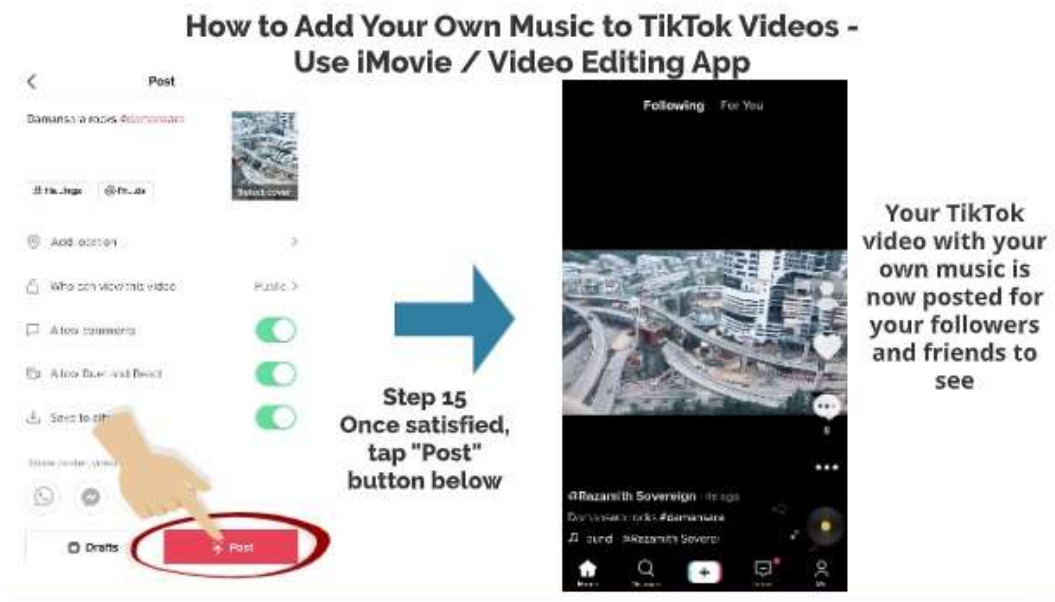


## Step 13

You can further edit the video by adding the effects here. Once finalized, tap "Next"

## Step 14

Add a caption to your Video Post



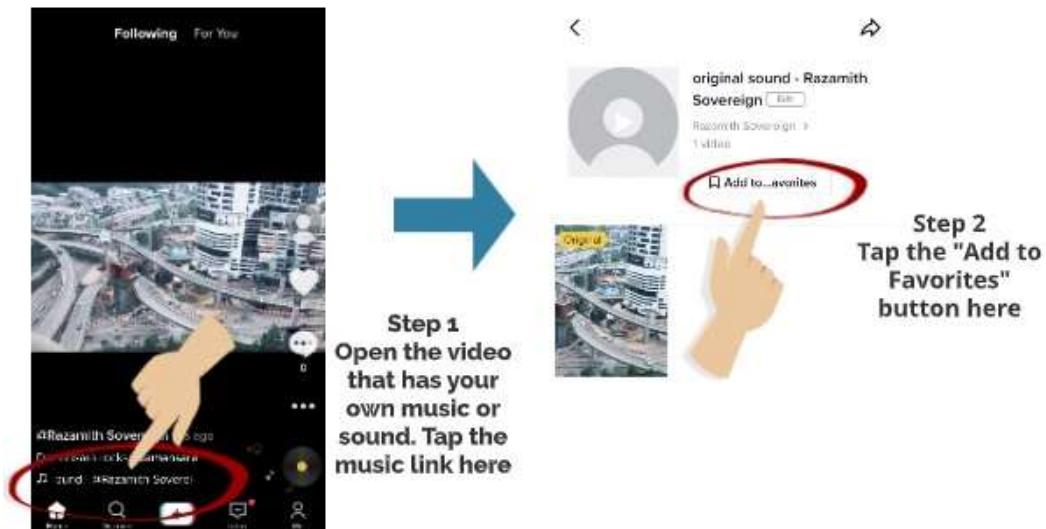
## Step 15

Once satisfied, tap "Post" button below

Your TikTok video with your own music or sound is now posted for your followers and friends to see

## HOW TO ADD YOUR OWN MUSIC TO TIKTOK VIDEOS – USE FAVORITES

### How to Add Your Own Music to TikTok Videos - Use Favorites



#### Step 1

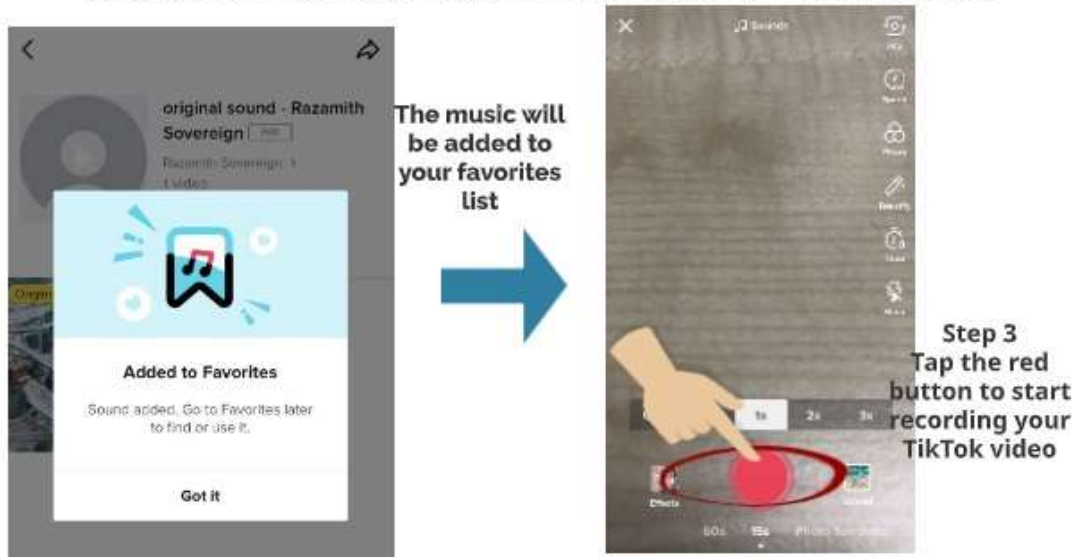
Open the video that has your own or sound. Tap the music link there

#### Step 2

Tap the "Add to Favorites" button there

The music will be added to your favourites list

### How to Add Your Own Music to TikTok Videos - Use Favorites



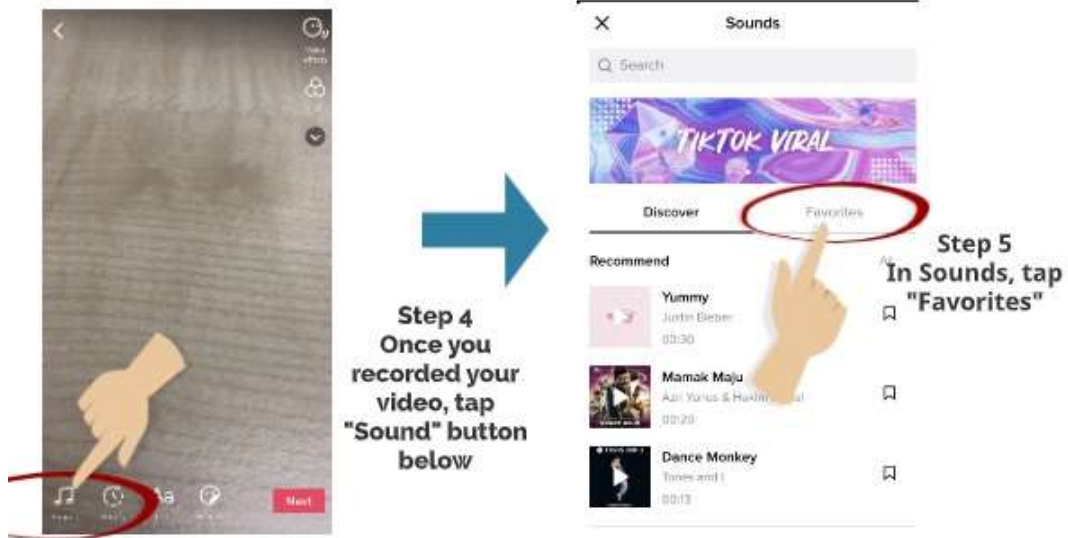
#### Step 3

Tap the red button to start recording your TikTok video

#### Step 4

Once you recorded your video, tap "Sound" button below

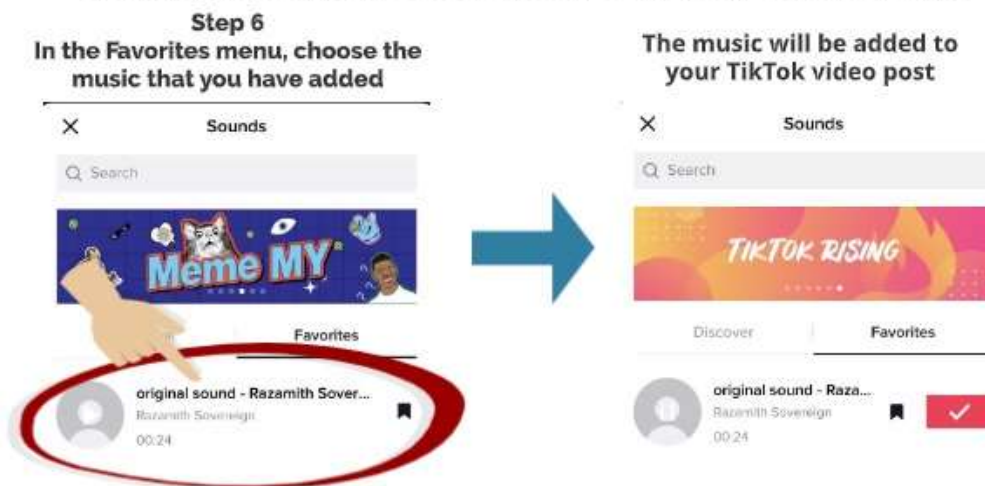
## How to Add Your Own Music to TikTok Videos - Use Favorites



### Step 5

In Sounds, tap "Favorites"

## How to Add Your Own Music to TikTok Videos - Use Favorites



### Step 6

In the Favorites menu, choose the music that you have added

The music will be added to your Tiktok video post

So, there you have – two simple ways how you can add your own music to your TikTok videos. Please feel free to comment below on what other ways you can add your own music or sound to your TikTok videos.

Please also visit our previous article on [how to duet on TikTok](#).